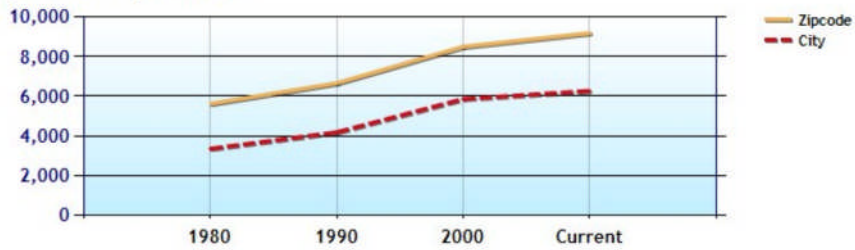


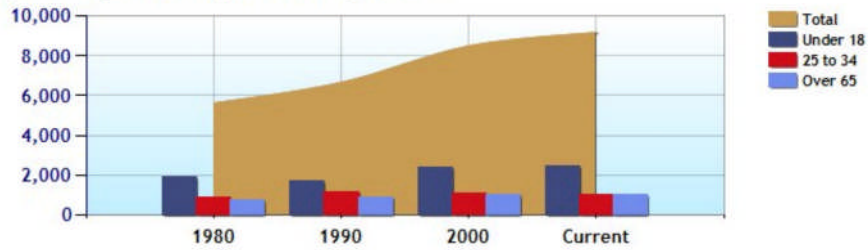
Demographics near Zip Code 53572

	Zipcode	City	County	National
Neighborhood Type	Suburban	Suburban		
Population	9,724	6,765	484,227	307,829,557
Population Density	93.4	2,341.2	398.7	86.8
Percent Male	49.5%	49.0%	49.9%	49.3%
Percent Female	50.5%	51.0%	50.1%	50.7%
Median Age	36.8	36.2	35.7	36.6
People per Household	2.6	2.6	2.4	2.6
Median Household Income	\$75,199	\$74,536	\$61,937	\$52,954
A Income per Capita	\$32,817	\$31,867	\$31,819	\$27,067

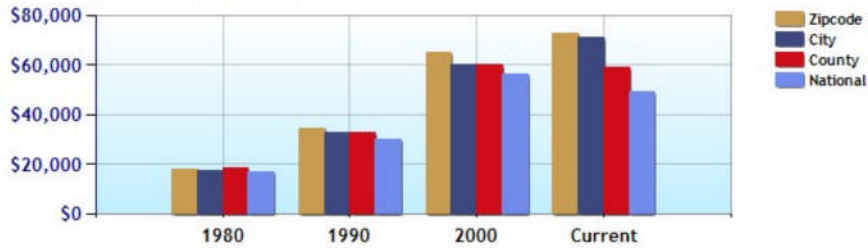
Population - Thirty Year Chart



Population Age vs Total Population - Thirty Year Chart

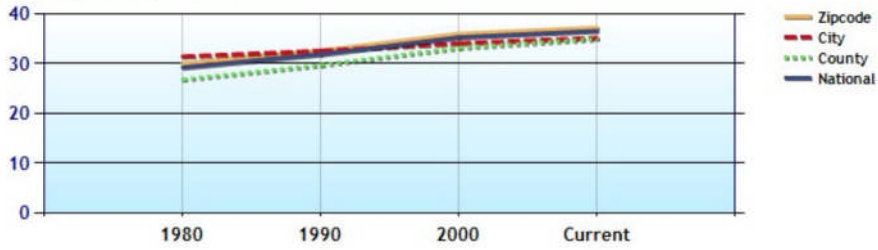


Household Income - Thirty Year Chart

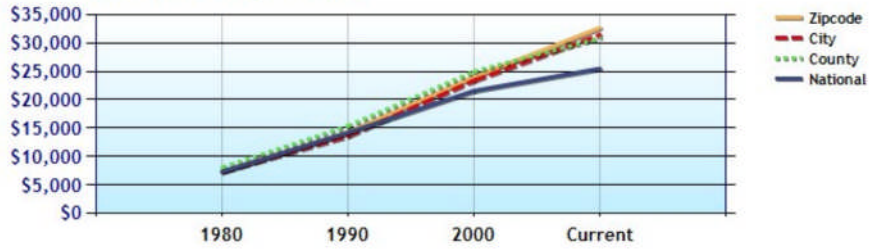


Demographics near Zip Code 53572 (Continued)

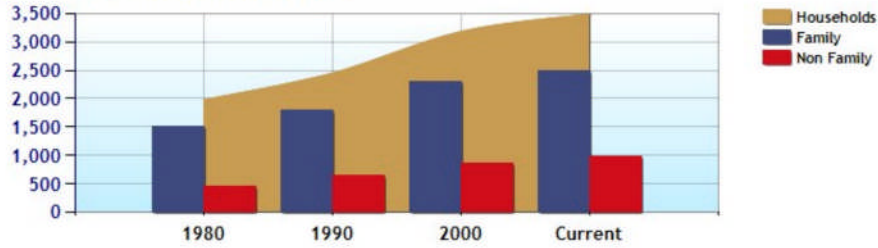
Median Age - Thirty Year Chart



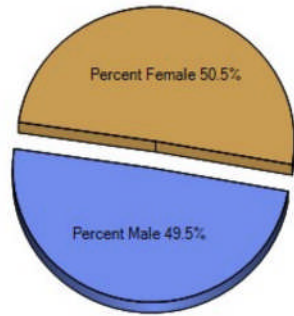
Median Personal Income - Thirty Year Chart



Household Breakdown - Thirty Year Chart



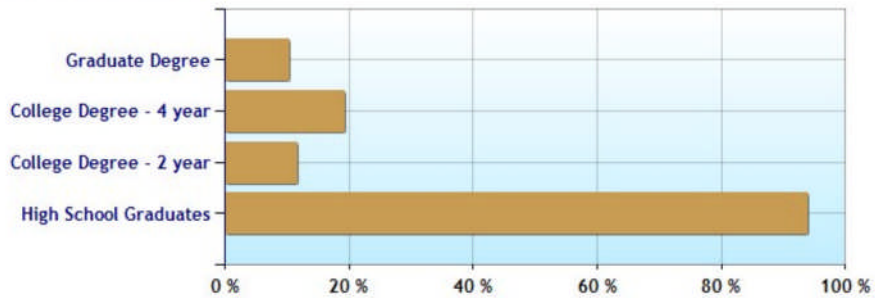
Male/Female Ratio for Zipcode 53572



Education near Zip Code 53572

	Zipcode	City	County	National
? High School Graduates	93.8%	94.1%	94.4%	84.7%
? College Degree - 2 year	11.7%	12.2%	9.3%	7.5%
? College Degree - 4 year	19.3%	19.8%	25.9%	17.4%
? Graduate Degree	10.3%	9.3%	18.0%	10.1%
? Expenditures per Student	\$5,275	\$5,275	\$6,543	\$5,678
? Students per Teacher	15.0	14.7	13.8	14.9
? Students per Librarian	304	304	381	803
? Students per Guidance Counselor	431	431	509	513

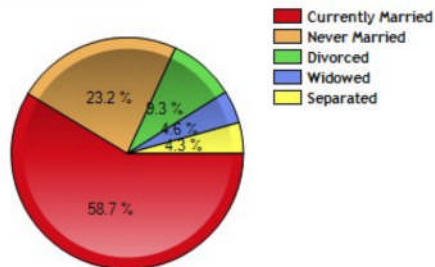
Degree Analysis for Zipcode 53572



Family Facts near Zip Code 53572

	Zipcode	City	County	National
? Currently Married	58.7%	58.7%	46.1%	47.2%
? Never Married	23.2%	23.2%	36.7%	31.0%
? Divorced	9.3%	9.3%	9.9%	10.6%
? Widowed	4.6%	4.6%	4.1%	6.3%
? Separated	4.3%	4.3%	3.2%	5.0%
? Married w/Children	48.6%	48.6%	45.3%	43.0%
? Married no Children	51.4%	51.4%	54.7%	57.0%
? Single w/Children	65.7%	65.7%	63.6%	56.4%
? Single no Children	34.3%	34.3%	36.4%	43.6%

Marital Status



Family Status

